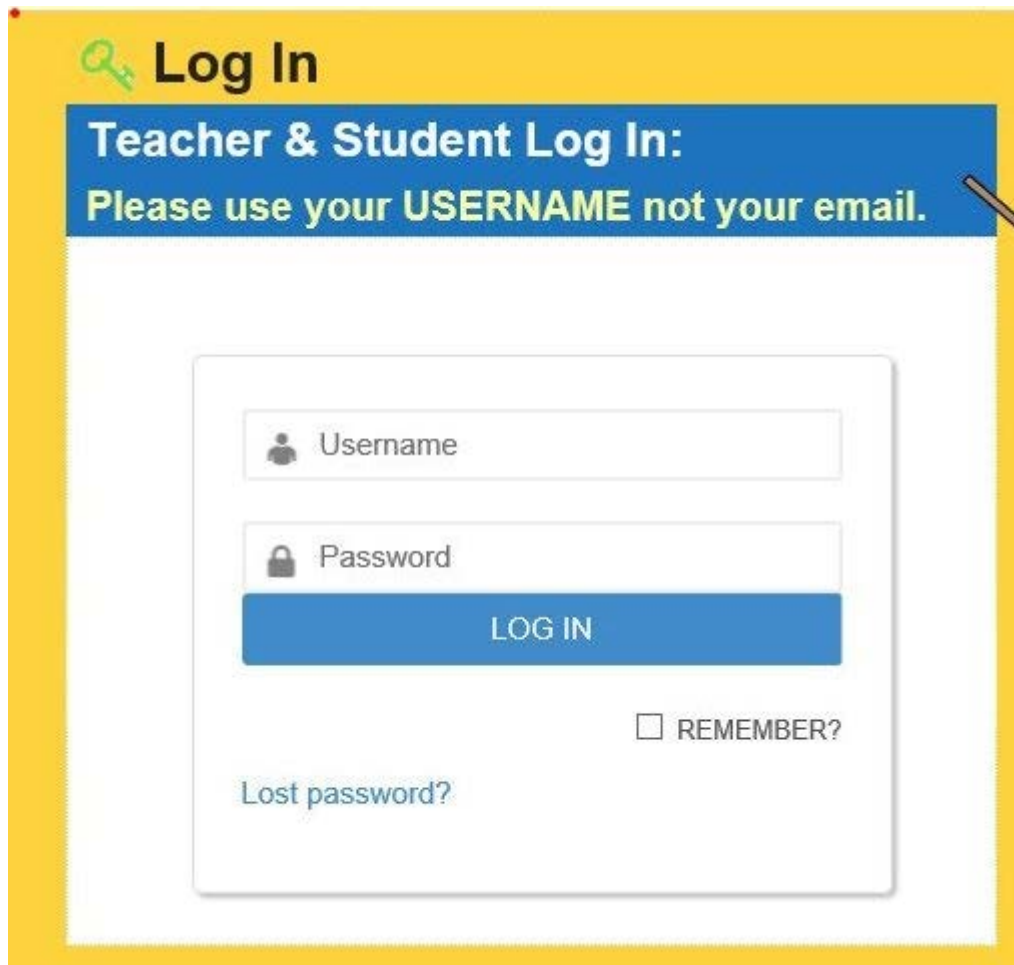


Getting Started with Spelling Classroom in 3 EASY steps!

Step 1: Log into your teacher's account.

You and your students automatically start on the **WORD LIST** page.

A screenshot of the Spelling Classroom login page. The page has a yellow background. At the top left, there is a magnifying glass icon and the text "Log In". Below this is a blue banner with white text that reads "Teacher & Student Log In: Please use your USERNAME not your email." Below the banner is a white login form with a grey border. The form contains a "Username" input field with a person icon, a "Password" input field with a lock icon, a blue "LOG IN" button, a "REMEMBER?" checkbox, and a "Lost password?" link.

Step 2: Teacher's set up their **WORD LIST** page.

You can use our word lists or create your own.

Click on the 'Create Word List' button to create a custom word list ... **OR you can use our word lists.**



You can Customize your **WORD LIST** page by turning lists ON & OFF.

Your students **ONLY** see the word lists set to 'ON'.

The screenshot shows the 'YOUR WORD LISTS' interface for a 'TEACHER'S ACCOUNT!'. At the top, there is a blue navigation bar with 'SELECT A LIST' (indicated by a downward arrow), 'YOUR WORD LISTS', and 'TEACHER'S ACCOUNT!'. Below this is a yellow header area with the 'SPELLING CLASSROOM' logo and 'Word Lists' text, along with 'ON' and 'OFF' toggle buttons. The main content area lists three word lists, each with a plus sign, a book icon, a title, a grade range, and 'ON'/'OFF' toggle buttons. The 'ON' button for each list is highlighted in blue.

Word List	Grade Range	Status
Spelling Word Lists by Grade	1st - 8th Grade	ON
Vocabulary Word Lists by Grade	2nd - 8th Grade	ON
Best Sellers Novel Course (Interactive and Printable) Reading Quizzes, Lists, Writing	Best Sellers	ON

Step 3: Add Students to your account.


Go to the student's page by clicking on the STUDENTS tab.

Click the 'Edit/Add/Delete' students button.

Click on the 'Add A Student' button and enter your student's information.

Every student needs a unique user name.

Click on the 'SAVE' button.


 **My Students**

TOTAL STUDENT SEATS PURCHASED = 25 | USED SEATS = 2 | SEATS AVAILABLE = 23

What would you like to do?

Edit/Add/Delete Students **Buy More Students**

\$1.99 Per Student

You need to be a  **PREMIUM MEMBER** to add/edit students' account. Only students' grades are saved and can access the Game Page!

That's it!

Now you have your word lists & students, students can log in and start with the 1st word list you assign.